
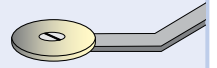


BTB's patented adjustable cutting depth control system ensures you can cut with precision and confidence and only cut as deep as required, avoiding unnecessary damage to the pinchweld, blade, mouldings or glass.

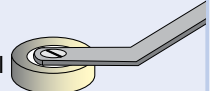


CONTROLLER ARM WHEELS

Controller Arms with the **THIN** 1mm wheel are designed to roll smoothly along uneven (in and out) urethane surfaces.

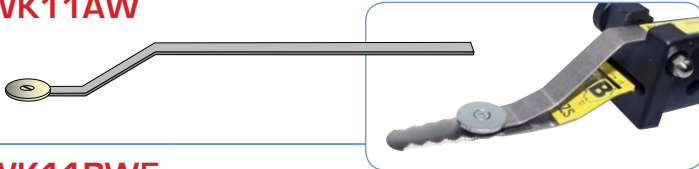


Controller Arms with the **THICK** nylon wheel are designed to roll along A-pillar trim, soft headliner or vehicle body panel.




Controller Arms For 'Z' Blades

WK11AW

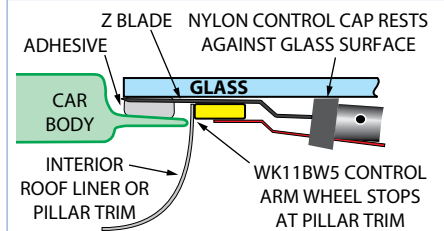
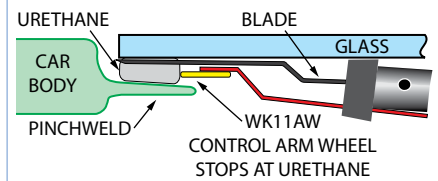


WK11BW5



For Blades:

- WK4Z,
- WK4Z-S,
- WK18Z,
- WK18Z-S,
- WK19Z,
- WK19Z-S,
- WK24Z,
- WK24Z-S,
- WK24ZV,
- WK24ZV-S.



Controller Arm For Reverse Blades

WK11CW



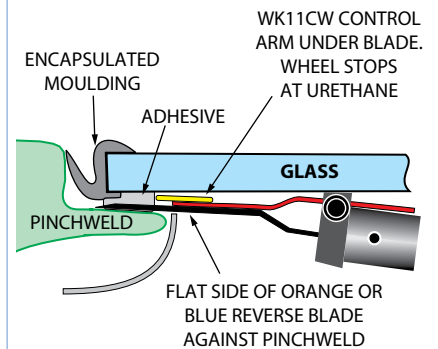
While cutting against pinchweld (**not against the glass**), use the WK11CW control arm underneath all **ORANGE** and **BLUE** reverse blades, to provide support to reciprocating blade and avoiding flapping.

IMPORTANT!




For Blades:

- Long end for:
 WK24ZR-S,
 WK24ZVR-S,
 WK24R-S.
- Short end for:
 WK4ZR-S,
 WK4ZVR-S,
 WK4R-S.



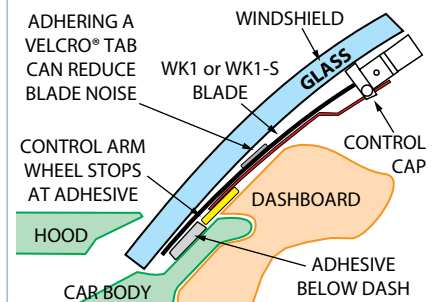
Controller Arm For Long Blades

WK11EW




For Blades:

- WK1,
- WK1-S

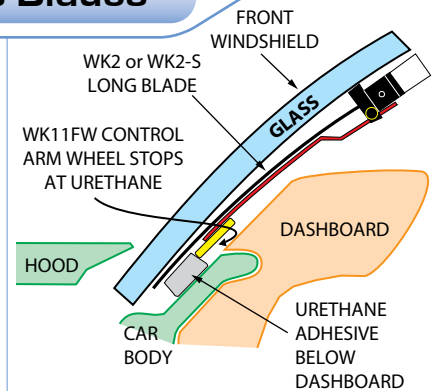


Controller Arm For Mid-Length Straight & Bent Blades

WK11FW



For Blades:
 Long end for:
 WK2, WK2-S,
 WK2V-S, WK24,
 WK24-S.
 Short end for:
 WK3, WK3-S,
 WK4, WK4-S.

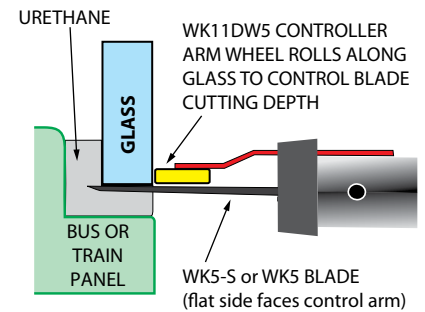


Controller Arm For Short Straight Blades

WK11DW5



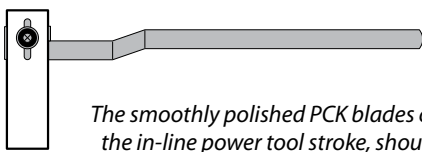
For Blades:
 WK5,
 WK5-S.



Paint Protector For Powered Cold Knife (PCK) Blades

WK11PP

Includes 2 x spare protection strips




The smoothly polished PCK blades combined with the in-line power tool stroke, should not scratch paintwork. However the WK11PP provides additional paintwork protection and stops blade contacting pinchweld wall or panel corners.

For Blades:
 WK27 range,
 WK28 range,
 WK29 range,
 WK30 range.



Controller Arm For Backfill Removal Blades

WK26



For Blades:
 WK17-6,
 WK17-4.

